


INTERNATIONAL JOURNAL OF HUMAN NUTRITION AND FUNCTIONAL MEDICINE™

"Int J Hum Nutr Funct Med" is published and protected by the International College of Human Nutrition and Functional Medicine®

This Provisional PDF corresponds to the article as it appeared upon acceptance. Final PDF and HTML text versions will be made available IntJHumNutrFunctMed.org

OPEN ACCESS

ICHNFM.ORG • North America • South America • Europe



Editor's note: Given the international viral crises occurring in late 2014, publication and distribution of this article is a priority; the fact that these viral-infection health crises exist is prima facie evidence of the failure of current systems and the need—not for new treatments within the same model—for a new model better suited for international distribution, disease prevention, and broad-spectrum effectiveness.



Unified Antiviral Strategy published by ICHNFM

Alex Vasquez DC ND DO FACN in Bogota, Colombia

History and Perspectives

What we as doctors learn in medical school about viral infections is summarized within the following course titles: Microbiology, Pathology, and Pharmacology. Following this instruction, the treatments that we use are sanitation, vaccination, and antiviral drugs, respectively. Based on training and my experience with other doctors, I suggest here that most medically-trained doctors are—at least per their formal training—unable to see beyond these blinders and limited options. My intention in writing this article is to broaden those conceptual and therapeutic horizons via the outlining of a structured antiviral strategy that includes the previously mentioned sanitation, vaccination and antiviral drugs but extends well beyond those limited options. Additional citations, support, and clinical details (e.g., dosing and contraindications) for this strategy are available in a digital format constantly updated¹; the purpose of this article is to structure the strategy, to shift the paradigm.

The fact that most doctors learn nothing about the science of Nutrition in medical school is well known publicly and

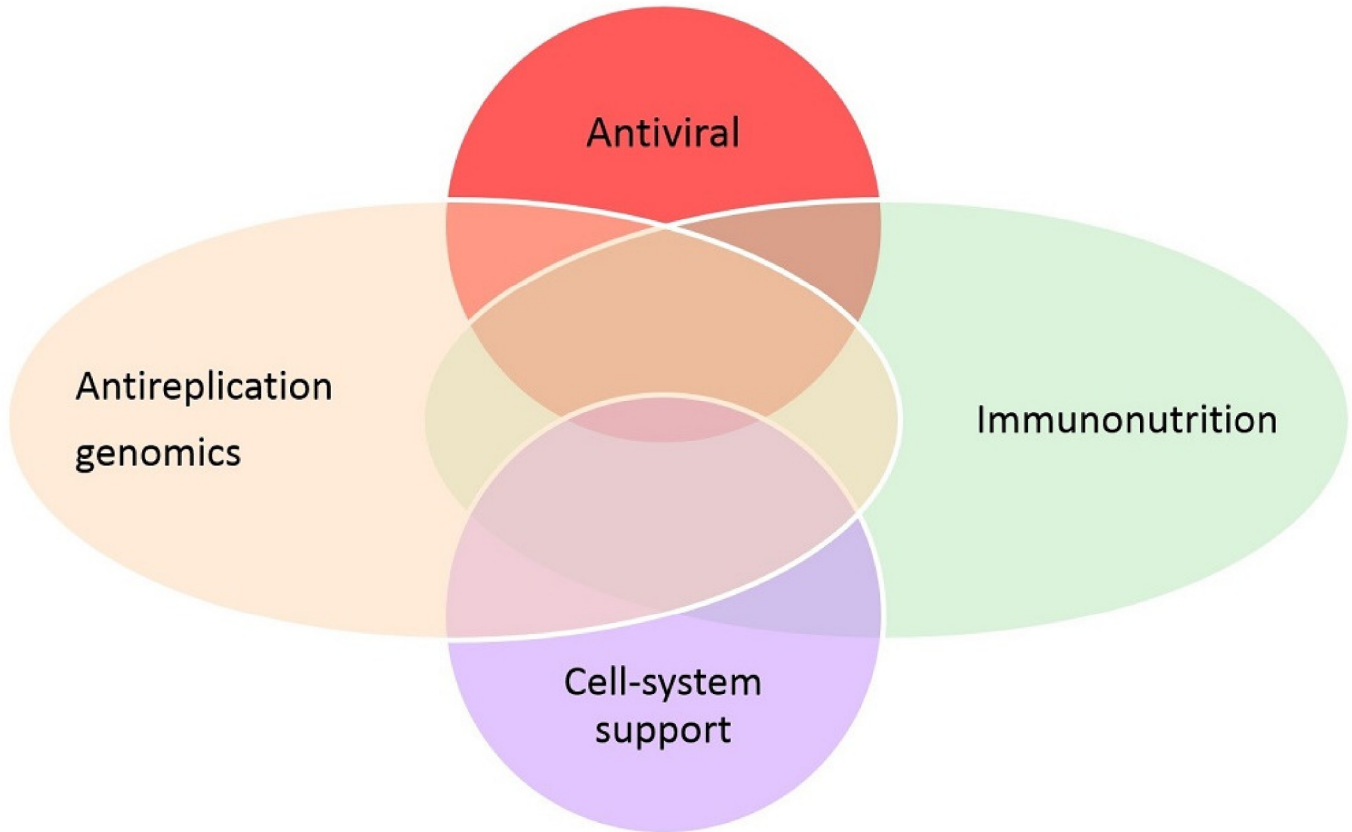
within medical school academics.² Typically, most medical students read one chapter about pathologies caused by extreme nutritional deficiencies, but they learn essentially nothing about therapeutic nutrition and how it can be applied in the prevention and treatment of disease. Does ignoring Nutrition force doctors *by default* to over-rely on drugs and surgery? Would not public health be better served if information were distributed on the nutritional prevention of viral infections, so that patients and doctors alike would have more options?

What I have noticed through the various doctorate programs I have attended is that clinical training in the management of viral infections remains mostly phenomenistic and enigmatic, rather than deciphered and structured. As an educator, and researcher and writer, I have learned through experience to structure information in such a way that the accessibility and retention of the information is enhanced by students/readers (e.g. the DDIRRT for risk management [e.g., defensive mindset, duration of treatment, interactions, referral, return visit, treatment plan], MYBESTPLAIDFIG for nutritional


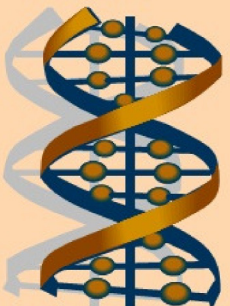
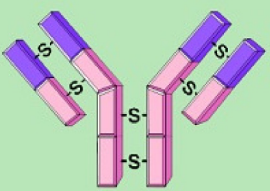

immunomodulation³, and FINDSEX® acronyms⁴). My main purpose in writing this essay is to demonstrate a unique and structured antiviral strategy and to provide representative examples of its practical application.

Rather than viewing viral infections in a manner that is phenomenalistic and enigmatic, and therefore unwieldy, leading to clumsy prevention and treatment strategies, we should deconstruct the complexity of the infectious process. Doing so –

at least in the manner that I have described – gives us four areas upon which we can focus our efforts: 1) targeting the virus directly, 2) blocking viral replication, 3) supporting immune function, and 4) supporting cellular and whole-body health. These are illustrated in the accompanying diagram and briefly described and exemplified in the four respective paragraphs that follow.



Copyright © 2014 by Dr Alex Vasquez. [Antiviral Strategies and Immune Nutrition](#), [Antiviral Nutrition](#). All rights reserved by Dr Alex Vasquez (FunctionalInflammolgy.com) and International College of Human Nutrition and Functional Medicine (ICHNFM.ORG)

Antiviral	Antireplication	Immunonutrition	Cell-system support
 <p data-bbox="154 1701 454 1879">Direct action against the virus itself, using nutrients and botanicals and drugs, targeting the machinery and blocking viral mutations</p>	 <p data-bbox="495 1701 787 1879">Inhibition of viral use of human DNA and replicative machinery; viruses can only replicate by "hijacking" human genetic process</p>	 <p data-bbox="836 1701 1120 1879">Support and occasional stimulation of humoral (antibody, immunoglobulin) cell-mediated, and cytokine-mediated immunity</p>	 <p data-bbox="1161 1701 1469 1921">Supporting the intracellular systems (mitochondria and endoplasmic reticulum) and whole-body health to optimize immune response, limit damage, promote recovery, prevent recurrence</p>

Multicomponent Antiviral Strategy

1. **Targeting the virus directly:** Targeting the virus directly has been the focus of medical practice and public health efforts through sanitation, vaccination, and –more recently– the use of disease-specific antiviral drugs. Several nutrients and botanicals are also very effective for directly targeting viral infections, and I will provide two examples here. The mineral selenium has a wide margin of safety and provides antiviral benefits through several mechanisms, two of which are blocking viral mutation and also blocking viral replication; anti-infectious clinical benefits are proven in humans with HIV/AIDS.⁵ The botanical medicine and common herbal tea licorice (*Glycyrrhiza glabra*) has demonstrated antiviral effectiveness in experimental studies and human clinical trials against several different pathogenic viruses, including hepatitis B virus (HBV), hepatitis C virus (HCV), herpes simplex virus (HSV), influenza A virus, human immunodeficiency virus (HIV-1), severe acute respiratory syndrome (SARS)-related coronavirus, respiratory syncytial virus, arboviruses, vaccinia virus, and vesicular stomatitis virus⁶; this botanical has an excellent history of safety spanning several thousand years, with adverse/beneficial effects including a pseudoaldosterone effect (sodium retention and potassium depletion) and a testosterone-lowering effect, and mechanism of action including via direct virus binding, inhibition of viral replication, enhancement of immunity, inhibition of inflammation, and blocking the activity of specific enzymes. Antiviral nutrients and botanicals can be used alone, in combination, and alongside medications for additive and synergistic benefits.
2. **Blocking viral replication:** Inhibition of viral replication is the therapeutic goal of many antiviral drugs, while several nutrients can also provide a similar effect. Because viruses are unable to self-replicate and must therefore rely on host/human genetic and synthetic machinery for their replication, nutrients that modulate genetic expression can have therapeutic value here, namely via DNA methylation and blockade of the transcription factor NFκB. The few nutrients which promote DNA methylation and which also have proven clinical effectiveness against viral infections include folic acid⁷ (now used clinically in the forms of folinic acid and methyl-folate), vitamin D3⁸, betaine and S-adenosyl-methionine.⁹ Inhibition of the NFκB pathway for antiviral effectiveness is well-documented, with two examples being with NAC against influenza¹⁰ and lipoic acid against viral hepatitis and HIV.¹¹
3. **Supporting immune function:** The performance and regulation of the immune system is heavily dependent on optimal nutritional status, and without proper nutrition, the immune system is slanted simultaneously toward underactivity (deficiency-induced immunosuppression) and hyperactivity manifesting as inflammation and autoimmunity.¹² Nutritional deficiencies are very common in the general population and thereby contribute to

epidemics of infectious and inflammatory diseases. Human clinical trials using nutrients alone or in combination to support immune function in general have shown outstanding safety and efficacy against infectious diseases, especially use of glutamine, whey protein isolate, vitamin A, vitamin D, fish oil, and zinc.¹³ Nutritional supplementation has been shown in several instances to improve immunological response to vaccinations; for example, cystine and theanine were noted to increase seroconversion of influenza vaccination in elderly persons.¹⁴


4. **Supporting cellular and whole-body health:** Viral infections have numerous adverse effects on cellular and whole-body health. Intracellular consequences of viral infections include mitochondrial dysfunction¹⁵ and endoplasmic reticulum stress¹⁶, manifesting clinically as prolonged inflammation, fatigue and – likely – in the case of herpes simplex infections, Alzheimer's disease.¹⁷ Among the more than 30 interventions to improve mitochondrial function and alleviate endoplasmic reticulum stress, we see that exercise, low-carbohydrate diets, coenzyme Q-10, lipoic acid, and acetyl-L-carnitine are preeminent in their safety, effectiveness, and collateral benefits.¹⁸ Osteopathic manipulative medicine, perhaps via promotion of improved respiration and lymphatic flow and distribution of chemokines, has also shown benefit in the nonpharmacologic amelioration of infectious disease.¹⁹

In summary, via the use of a structured antiviral strategy, pharmacologic and nonpharmacologic interventions can be applied with greater clinical and public health effectiveness, thereby alleviating the clinical, social, financial, and political burdens of these infectious diseases.

Conclusion and Application

The recent international outbreaks of viral infections have made one thing very clear: we need a new antiviral strategy in modern times to combat ongoing scourges of viral infections; pandemic spread of these infections in late 2014 is proof that the usual medical and public health measures of sanitation, vaccination, and medication are insufficient. The ideal antiviral strategy would be both generally and specifically effective, widely available, low-cost, with few or negligible adverse effects and drug/disease interactions. For most of medical and public health history, the tools used against viral infections have been sanitation and vaccination, with the more recent addition of molecularly-targeted antiviral drugs specific for each virus. My purpose in writing this essay is not to discuss or debate sanitation nor vaccination nor medication, but rather to point out several other intervention strategies that can be used additionally and to great patient and public health benefit. These evidence-based interventions have proven safety, effectiveness, and cost-effectiveness with wide and immediate international availability and generally negligible adverse effects and drug/disease interactions.





Estrategia antiviral unificada para médicos y el público

Alex Vasquez DC ND DO FACN en Bogotá, Colombia

Agradezco a Michael Gonzalez PhD DSc, Kenneth Cintron MD, Annette D'Armata ND por ayudar a traducir

Historia y perspectivas

Como médicos lo que aprendemos en la escuela de medicina acerca de las infecciones virales se resume en los siguientes títulos de cursos: 1) Microbiología, 2) Patología, y 3) Farmacología. Siguiendo estas instrucciones, los tratamientos que usamos son 1) saneamiento, 2) vacunas y 3) medicamentos antivirales, respectivamente. Basado en la formación médica y mi experiencia con otros médicos, les sugiero aquí que más la mayoría de los médicos capacitados son — al menos por su entrenamiento formal — incapaces de ver más allá de las opciones limitadas a las que fueron expuestos. Lo que me gustaría hacer en el presente artículo es ampliar los horizontes conceptuales y terapéuticos mediante una estrategia estructurada antiviral que incluye el saneamiento, vacunación y medicamentos antivirales previamente mencionados, pero que se extiende más allá de estas opciones limitadas. Los datos clínicos (por ejemplo, dosificación y contraindicaciones) de

esta estrategia, apoyo y referencias adicionales están disponibles en formato digital constantemente actualizado [1]; el propósito de este artículo es proveer una estrategia para cambiar el paradigma actual de la estructura.

El hecho de que la mayoría de médicos no se les enseña acerca de la ciencia de la nutrición en la Facultad de medicina es conocido públicamente.[2] Por lo general, la mayoría de los estudiantes de medicina leen solamente un capítulo sobre patologías causadas por deficiencias nutricionales extremas, pero aprenden esencialmente nada acerca de nutrición terapéutica y cómo puede ser aplicada en la prevención y tratamiento de la enfermedad. ¿Ignorando nutrición obliga a médicos por desconocimiento a confiar demasiado en medicamentos y cirugía? ¿Sería la salud pública mejor servida si se distribuye información sobre la prevención de infecciones virales y beneficios nutricionales para que los pacientes y médicos por igual tengan más opciones

Versión más reciente: <http://intjhumnutrfuncmed.org/publications/>

Todos derechos reservados: Copyright © 2014 by author(s) and International College of Human Nutrition and Functional Medicine ICHNFM.org

Citacion original: Vasquez A. Unified Antiviral Strategy published by ICHNFM. *Int J Hum Nutr Funct Med* 2014;(4):1 (ASIN: B00P5AB5RW)

Citacion: Vasquez A. Estrategia antiviral unificada por medicos y el publico. *Int J Hum Nutr Funct Med / Revista Internacional de Nutricion Humana y Medicina Funcional*. 2014:v2(q4);p1 (ASIN: B00P5AB5RW)

terapéuticas? ¿Estamos tratando insuficiencias nutricionales con medicamentos?

Lo que me he dado cuenta a través de los diversos programas de doctorado que he asistido es que la capacitación clínica en el tratamiento de infecciones virales sigue siendo en su mayoría fenomenalista y enigmática, en lugar de descifrada y estructurada. Como educador, investigador y escritor, he aprendido a través de la experiencia que para estructurar efectivamente la información de tal manera que la accesibilidad y la retención de la información se ve reforzada por los estudiantes/lectores (por ejemplo el acrónimo MYBESTPLAIDFIG para la inmunomodulación nutricional [3] y FINDSEX® por tratamientos integrativos contra inflamación [4]). Mi propósito principal al escribir este ensayo

es demostrar una estrategia única y estructurada antiviral y proporcionar ejemplos representativos de su aplicación práctica.

En lugar de ver las infecciones virales de una manera que es fenomenalista y enigmática y por lo tanto, difícil de manejar, llevando a estrategias de prevención y tratamiento inefectivos, nosotros debemos disminuir la complejidad del proceso infeccioso. Hacerlo – al menos en la forma que he descrito – en la cual nos da cuatro áreas en las cuales podemos enfocar nuestros esfuerzos: 1) contra el virus directamente, 2) bloqueando la replicación viral, 3) apoyando la función inmune y 4) apoyando la salud celular y de todo el cuerpo. Estos son ilustrados en el diagrama adjunto y brevemente descritos y ejemplificados en los cuatro apartados respectivos que siguen.

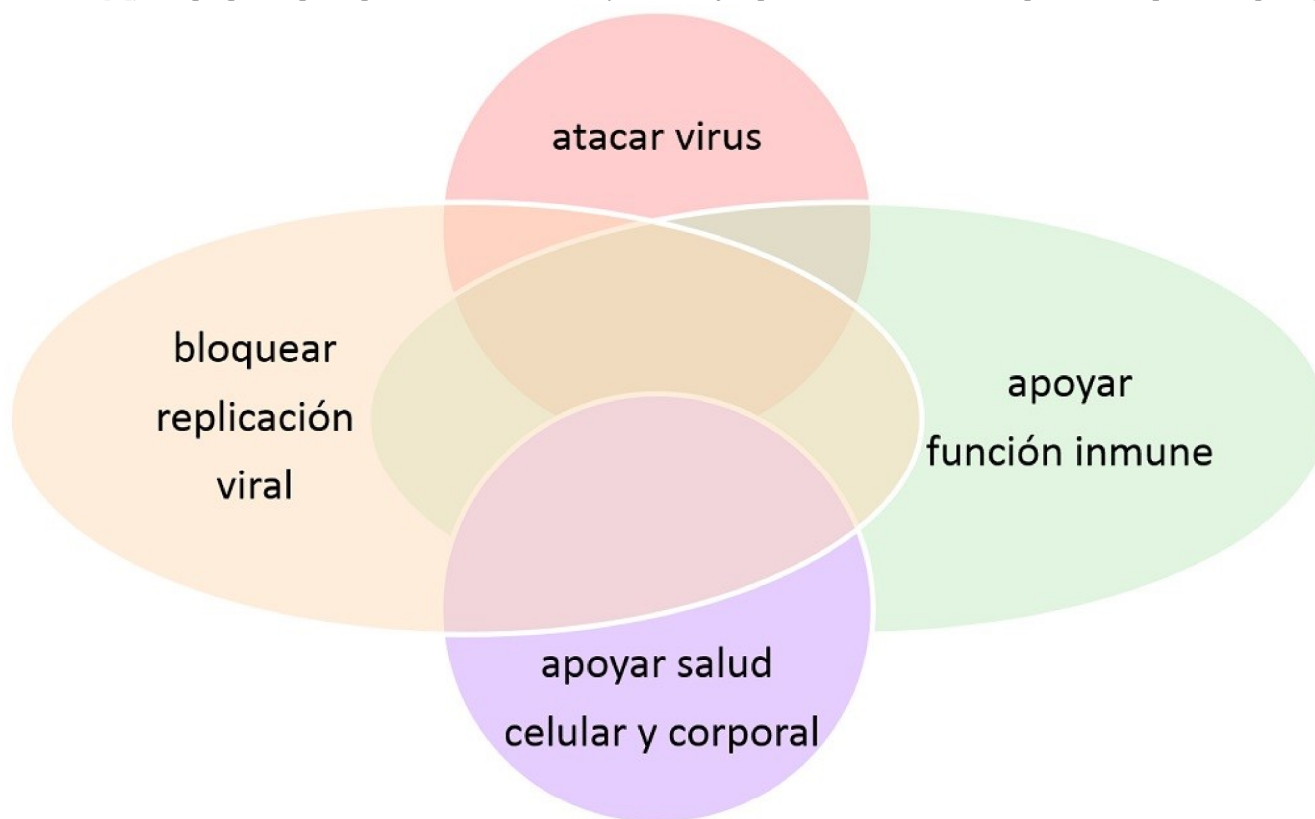


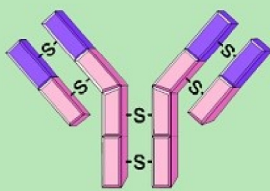
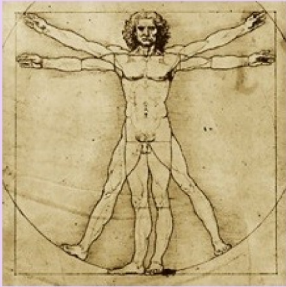


Imagen copyright © 2014 Vasquez A. *Antiviral nutrición* (inglés). Colegio Internacional de Nutrición Humana y Medicina Funcional, 2014. <http://www.Amazon.com/DP/B00OPDQG4W>

<p>Directamente contra el virus</p>  <p>El uso de nutrición, medicinas botánicas, y drogas para atacar el virus directamente; bloquear mutaciones</p>	<p>Contra-replicación</p>  <p>Bloquear el uso de sistemas genéticos por reproducir el virus</p>	<p>Nutrición para el sistema inmunológico</p>  <p>Apoyar y estimular el sistema inmunológico con nutrición</p>	<p>Mejorar salud celular y todo el cuerpo</p>  <p>Apoyar los procesos de recuperación y reparación de las células y del cuerpo</p>
---	---	---	--

Estrategia antiviral multicomponente

1. Ataque directo al virus: Atacar directamente el virus ha sido el foco de los esfuerzos de salud pública y la práctica médica a través de saneamiento, vacunación y – más recientemente – el uso de medicamentos antivirales específicos. Varios nutrientes y productos botánicos también son muy efectivos para atacar directamente las infecciones virales, y daré dos ejemplos aquí. El mineral selenio tiene un amplio margen de seguridad y proporciona beneficios antivirales a través de varios mecanismos, dos de los cuales bloquean la replicación viral y también bloquean la mutación viral; beneficios antiinfecciosos clínicos son probados en seres humanos con VIH/SIDA.[5] La medicina botánica y té de hierbas *Glycyrrhiza glabra* ha demostrado eficacia antiviral en estudios experimentales y ensayos clínicos en humanos contra varios patógenos virales diferentes, incluyendo el virus de la hepatitis B (VHB), virus de la hepatitis C (VHC), virus del herpes simple (VHS), un virus de influenza, virus de inmunodeficiencia humana (VIH-1), el síndrome respiratorio agudo severo (SARS)-relacionados con el coronavirus, virus respiratorio sincitial, arbovirus, virus de la vaccinia y virus de la estomatitis vesicular [6]; este botánico tiene una excelente historia de seguridad que abarca varios miles de años, con pocos efectos adversos incluyendo un efecto de pseudoaldosterona (agotamiento de potasio y retención de sodio) y un descenso de testosterona, efecto y mecanismo de acción incluyendo vía la unión del virus, inhibición de la replicación viral, mejora de la inmunidad, la inhibición de la inflamación y el bloqueo de actividad de enzimas específicas. Botánicos y nutrientes antivirales pueden utilizarse solos, en combinación y junto con medicamentos para beneficios aditivos y sinérgicos.

2. Bloqueo de la replicación viral: Inhibición de la replicación viral es el objetivo terapéutico de muchos fármacos antivirales, mientras varios nutrientes también pueden proporcionar un efecto similar. Debido a que los virus son incapaces de replicar por sí solos y por lo tanto deben contar con una maquinaria genética y de síntesis de su anfitrión humano para su replicación, nutrientes que modulan la expresión genética pueden tener valor terapéutico, es decir mediante la metilación del ADN y bloqueo del factor de transcripción NFκB. Los pocos nutrientes que promueven la metilación del ADN y que también han demostrado eficacia clínica contra las infecciones virales incluyen el ácido fólico [7] (ahora utilizado clínicamente en las formas de ácido fólico y metilo y 5 metil folato), vitamina D3 [8], betaína y S-adenosil-metionina.[9] inhibición del NFκB como mecanismo efectivo antiviral ha sido probada, con dos ejemplos: NAC (acetil-l-cisteína) contra gripe [10] y el ácido lipoico contra hepatitis viral y el VIH.[11]

3. Apoyo a la función inmune: El funcionamiento y regulación del sistema inmune es fuertemente dependiente del estado nutricional óptimo y sin una nutrición adecuada, el sistema inmunitario está inclinado simultáneamente hacia hipoactividad (inmunodepresión inducida por deficiencia o insuficiencia) y la hiperactividad que se manifiesta con inflamación y autoinmunidad.[12] Las carencias son muy comunes en la población general y contribuyen a epidemias

de enfermedades infecciosas e inflamatorias. Ensayos clínicos en humanos usando nutrientes solos o en combinación para apoyar la función inmune en general han demostrado eficacia contra las enfermedades infecciosas y con una seguridad excepcional, especialmente el uso de glutamina, proteína, vitamina A, vitamina D, zinc y aceite de pescado.[13] Ha sido demostrado en varios casos que los suplementos nutricionales mejoran la respuesta inmunológica a las vacunas; por ejemplo, fue observado que cistina y teanina aumentan la seroconversión de vacunación contra la influenza en las personas mayores. [14]

4. Apoyo a la salud celular y corporal: Las infecciones virales tienen numerosos efectos adversos sobre la salud celular y todo el cuerpo. Consecuencias intracelulares de infecciones virales incluyen la disfunción mitocondrial [15] y estrés del retículo endoplasmático [16], que se manifiesta clínicamente como inflamación prolongada, la fatiga y – probablemente – en el caso de infecciones por herpes simple, la enfermedad de Alzheimer.[17] Entre las más de 30 intervenciones para mejorar la función mitocondrial y aliviar el estrés del retículo endoplasmático, vemos que el ejercicio, las dietas bajas en carbohidratos, ácido lipoico, coenzima Q-10 y acetil-l-carnitina son preeminentes por su seguridad, eficacia y beneficios colaterales.[18] La manipulación osteopática, quizás mediante la promoción del mejoramiento de la respiración y el flujo linfático y la distribución de las quimiocinas, también ha demostrado beneficio en el mejoramiento no farmacológico de las enfermedades infecciosas.[19]

En resumen, mediante el uso de una estrategia estructurada antiviral, las intervenciones farmacológicas y no farmacológicas pueden aplicarse con mayor eficacia clínica y de salud pública, aliviando las cargas de estas enfermedades infecciosas clínicas, sociales, financieras y políticas.

Conclusión y aplicación

Los brotes recientes internacionales de infecciones virales han hecho una cosa muy clara: necesitamos una nueva estrategia antiviral en los tiempos modernos para combatir estos nuevos flagelos virales en curso; la pandemia de propagación de estas infecciones en 2014 es prueba de que las medidas médicas habituales y las de salud pública de saneamiento, la vacunación y medicación son insuficientes. Para la mayoría de médicos y funcionarios de salud pública, éstas han sido las herramientas utilizadas contra las infecciones virales con la más reciente adición de fármacos antivirales molecularmente orientados específicamente para cada virus. Bajo esta premisa la estrategia antiviral ideal sería tanto en general y específicamente eficaz, ampliamente disponible, de bajo costo y con pocos o insignificantes efectos adversos e interacciones. Mi propósito de escribir este ensayo no es discutir, ni debatir el saneamiento ni vacunas, ni medicamentos, sino señalar otras estrategias de intervención que pueden beneficiar al paciente además de la salud pública. Estas intervenciones basadas en evidencia han demostrado seguridad, eficacia y rentabilidad con amplia e inmediata disponibilidad internacional y generalmente insignificantes efectos adversos y no interacciones con medicamentos y enfermedades.



Publication history, author disclosures, citation format: The primary goal of this article is to outline a more complete strategy to counter the personal and population-wide impacts of viral infections; representative citations supporting these concepts are provided. This article underwent legitimate peer-review by an international interdisciplinary team of professionals; *IJHNF* Editorial Board is listed online (ichnfm.org/publications). Dr Vasquez has authored several of the books and articles cited in this article. Dr Vasquez has served as a Lecturer and Researcher for Biotics Research Corporation. Because this is a conceptual essay, citations to literature have been compiled together for efficiency.

Citations/reference

1. Digital clinical protocol updated regularly: Vasquez A. *Antiviral Nutrition: Against Colds, Flu, Herpes, AIDS, Hepatitis, Ebola, Dengue, and Autoimmunity: A Concept-Based and Evidence-Based Handbook and Research Review for Practical Use*. International College of Human Nutrition and Functional Medicine, 2014. (ASIN: B00OPDQG4W) <http://www.amazon.com/dp/B00OPDQG4W>. Printed in book format: Vasquez A. *Antiviral Strategies and Immune Nutrition*. CreateSpace Publishing, 2014. (ISBN: 1502894890)
2. Vetter et al. What do resident physicians know about nutrition? An evaluation of attitudes, self-perceived proficiency and knowledge. *J Am Coll Nutr*. 2008 Apr;27(2):287-98. Halsted CH. The relevance of clinical nutrition education and role models to the practice of medicine. *Eur J Clin Nutr*. 1999 May;53 Suppl 2:S29-34. Raman M, Violato C, Coderre S. How much do gastroenterology fellows know about nutrition? *J Clin Gastroenterol*. 2009 Jul;43(6):559-64
3. Vasquez A. *Functional Inflammolygy: Volume 1: Introduction to Clinical Nutrition, Functional Medicine, and Integrative Pain Management for Disorders of Sustained Inflammation*. International College of Human Nutrition and Functional Medicine, 2014. (ISBN: 9780990620402)
4. Vasquez A. *F.I.N.D. S.E.X. The Easily Remembered Acronym for the Functional Inflammolygy Protocol*. CreateSpace Independent Publishing, 2013. (ISBN: 1484046765)
5. Beck MA. Antioxidants and viral infections: host immune response and viral pathogenicity. *J Am Coll Nutr*. 2001 Oct;20(5 Suppl):384S-388S. Beck MA. Nutritionally induced oxidative stress: effect on viral disease. *Am J Clin Nutr*. 2000 Jun;71(6 Suppl):1676S-81S. Beck MA. Selenium and vitamin E status: impact on viral pathogenicity. *J Nutr*. 2007 May;137(5):1338-40. Beck MA. Selenium and host defence towards viruses. *Proc Nutr Soc*. 1999 Aug;58(3):707-11. Hurwitz et al. Suppression of human immunodeficiency virus type 1 viral load with selenium supplementation. *Arch Intern Med*. 2007 Jan 22;167(2):148-54
6. Fiore et al. Antiviral effects of Glycyrrhiza species. *Phytother Res*. 2008 Feb;22(2):141-8. Matsumoto et al. Antiviral activity of glycyrrhizin against hepatitis C virus in vitro. *PLoS One*. 2013 Jul 18;8(7):e68992. Ming LJ, Yin AC. Therapeutic effects of glycyrrhizic acid. *Nat Prod Commun*. 2013 Mar;8(3):415-8. Bean P. The use of alternative medicine in the treatment of hepatitis C. *Am Clin Lab*. 2002 May;21(4):19-21. Pompei et al. Glycyrrhizic acid inhibits virus growth and inactivates virus particles. *Nature*. 1979;281(5733):689-90. Feng Yeh et al. Water extract of licorice had anti-viral activity against human respiratory syncytial virus in human respiratory tract cell lines. *J Ethnopharmacol*. 2013 Jul 9;148(2):466-73. Cinatl et al. Glycyrrhizin, an active component of liquorice roots, and replication of SARS-associated coronavirus. *Lancet*. 2003 Jun 14;361(9374):2045-6. Ikeda et al. Prevention of disease progression with anti-inflammatory therapy in patients with HCV-related cirrhosis: a Markov model. *Oncology*. 2014;86(5-6):295-302. van Rossum et al. Intravenous glycyrrhizin for the treatment of chronic hepatitis C: a double-blind, randomized, placebo-controlled phase I/II trial. *J Gastroenterol Hepatol*. 1999 Nov;14(11):1093-9
7. Butterworth et al. Improvement in cervical dysplasia associated with folic acid therapy in users of oral contraceptives. *Am J Clin Nutr*. 1982 Jan;35(1):73-82. See also Butterworth et al. Folate deficiency and cervical dysplasia. *JAMA*. 1992 Jan 22-29;267(4):528-33. "About 20 percent of women taking contraceptive hormones manifest mild megaloblastic changes on Papanicolaou smears of the cervicovaginal epithelium which disappear after folic acid therapy. The current evidence, however, would not indicate that any significant benefit would ensue from routine folate supplementation in women on oral contraceptives." Lindenbaum et al. Oral contraceptive hormones, folate metabolism, and the cervical epithelium. *Am J Clin Nutr*. 1975 Apr;28(4):346-53. Knowing what we know now about "folic acid" as a synthetic and pro-oxidative form of the vitamin, these studies should be performed again using folinic acid or methyl-folate. Note negative studies including Childers et al. Chemoprevention of cervical cancer with folic acid: a phase III Southwest Oncology Group Intergroup study. *Cancer Epidemiol Biomarkers Prev*. 1995 Mar;4(2):155-9.
8. Vasquez A, Manso G, Cannell J. The clinical importance of vitamin D (cholecalciferol). *Altern Ther Health Med*. 2004 Sep-Oct;10(5):28-36 http://antiviralnutrition.com/pdf/vasquez_2004_vitaminDmonograph-athm.pdf. Roth et al. Acute lower respiratory infections in childhood: reducing the global burden through nutritional interventions. *Bull World Health Organ*. 2008 May;86(5):356-64. Yamshchikov et al. Vitamin D for Treatment and Prevention of Infectious Diseases: A Systematic Review of Randomized Controlled Trials. *Endocr Pract*. 2009 Jun 2:1-29. White JH. Vitamin D signaling, infectious diseases, and regulation of innate immunity. *Infect Immun*. 2008 Sep;76(9):3837-43. Cannell et al. Epidemic influenza and vitamin D. *Epidemiol Infect*. 2006;134(6):1129-40. Autier P, Gandini S. Vitamin D supplementation and total mortality: a meta-analysis of randomized controlled trials. *Arch Intern Med*. 2007 Sep;167(16):1730-7. Grant WB. Hypothesis—ultraviolet-B irradiance and vitamin D reduce the risk of viral infections and thus their sequelae, including autoimmune diseases and some cancers. *Photochem Photobiol*. 2008 Mar-Apr;84(2):356-65. Fetahu et al. Vitamin D and the epigenome. *Front Physiol*. 2014 Apr 29;5:16. Carlberg C. Genome-wide (over)view on the actions of vitamin D. *Front Physiol*. 2014 Apr 29;5:167. Abu-Mouch et al. Vitamin D supplementation improves sustained virologic response in chronic hepatitis C (genotype 1)-naïve patients. *World J Gastroenterol*.

-
- 2011 Dec 21;17(47):5184-90. Nimer A, Mouch A. Vitamin D improves viral response in hepatitis C genotype 2-3 naïve patients. *World J Gastroenterol*. 2012 Feb 28;18(8):800-5
9. Feld et al. S-adenosyl methionine improves early viral responses and interferon-stimulated gene induction in hepatitis C nonresponders. *Gastroenterology*. 2011 Mar;140(3):830-9. Filipowicz et al. S-adenosyl-methionine and betaine improve early virological response in chronic hepatitis C patients with previous nonresponse. *PLoS One*. 2010 Nov 8;5(11):e15492
10. De Flora S, Grassi C, Carati L. Attenuation of influenza-like symptomatology and improvement of cell-mediated immunity with long-term N-acetylcysteine treatment. *Eur Respir J*. 1997 Jul;10(7):1535-41
11. Suzuki et al. Alpha-lipoic acid is a potent inhibitor of NF-kappa B activation in human T cells. *Biochem Biophys Res Commun*. 1992 Dec 30;189(3):1709-15. Fuchs et al. Studies on lipoate effects on blood redox state in human immunodeficiency virus infected patients. *Arzneimittelforschung*. 1993 Dec;43(12):1359-62. Jariwalla et al. Restoration of blood total glutathione status and lymphocyte function following alpha-lipoic acid supplementation in patients with HIV infection. *J Altern Complement Med*. 2008 Mar;14(2):139-46. Baur et al. Alpha-lipoic acid is an effective inhibitor of human immuno-deficiency virus (HIV-1) replication. *Klin Wochenschr*. 1991 Oct 2;69(15):722-4. Kim et al. α -Lipoic acid attenuates coxsackievirus B3-induced ectopic calcification in heart, pancreas, and lung. *Biochem Biophys Res Commun*. 2013 Mar 8;432(2):378-83
12. "Deficiency in vitamin D is associated with increased autoimmunity and an increased susceptibility to infection." Aranow C. Vitamin D and the immune system. *J Investig Med*. 2011 Aug;59(6):881-6. Harbige LS. Nutrition and immunity with emphasis on infection and autoimmune disease. *Nutr Health*. 1996;10(4):285-312. Vasquez A. *Naturopathic Rheumatology v3.5*. International College of Human Nutrition and Functional Medicine, 2014. (ISBN: 0990620425)
13. Micke et al. Oral supplementation with whey proteins increases plasma glutathione levels of HIV-infected patients. *Eur J Clin Invest*. 2001 Feb;31(2):171-8. Micke et al. Effects of long-term supplementation with whey proteins on plasma glutathione levels of HIV-infected patients. *Eur J Nutr*. 2002 Feb;41(1):12-8. Moreno et al. Features of whey protein concentrate supplementation in children with rapidly progressive HIV infection. *J Trop Pediatr*. 2006 Feb;52(1):34-8. Lunday et al. Lemon-flavored cod liver oil and a multivitamin-mineral supplement for the secondary prevention of otitis media in young children: pilot research. *Ann Otol Rhinol Laryngol*. 2002 Jul;111(7 Pt 1):642-52. Lunday et al. Effect of daily cod liver oil and a multivitamin-mineral supplement with selenium on upper respiratory tract pediatric visits by young, inner-city, Latino children: randomized pediatric sites. *Ann Otol Rhinol Laryngol*. 2004 Nov;113(11):891-901. The glutamine dose in this study was "a total of 26 g/day" administered in four divided doses. CONCLUSION: "The results of this prospective randomized clinical trial show that enteral G reduces blood culture positivity, particularly with *P. aeruginosa*, in adults with severe burns and may be a life-saving intervention." Garrel et al. Decreased mortality and infectious morbidity in adult burn patients given enteral glutamine supplements: a prospective, controlled, randomized clinical trial. *Crit Care Med*. 2003 Oct;31(10):2444-9
14. Miyagawa et al. Co-administration of L-cystine and L-theanine enhances efficacy of influenza vaccination in elderly persons: nutritional status-dependent immunogenicity. *Geriatr Gerontol Int*. 2008 Dec;8(4):243-50
15. El-Bacha et al. Virus-induced changes in mitochondrial bioenergetics as potential targets for therapy. *Int J Biochem Cell Biol*. 2013 Jan;45(1):41-6. Anand et al. Viruses as modulators of mitochondrial functions. *Adv Virol*. 2013;2013:738794. Saffran et al. Herpes simplex virus eliminates host mitochondrial DNA. *EMBO Rep*. 2007 Feb;8(2):188-93. For clinical contextualization of mitochondrial dysfunction in primary care, see: Vasquez A. Mitochondrial medicine arrives to prime time in clinical care: nutritional biochemistry and mitochondrial hyperpermeability ("leaky mitochondria") meet disease pathogenesis and clinical interventions. *Altern Ther Health Med*. 2014 Winter;20 Suppl 1:26-30
http://inflammationmastery.com/reprints/vasquez_2014_mitochondrial_medicine_editorial.pdf
16. Smith JA. A new paradigm: innate immune sensing of viruses via the unfolded protein response. *Front Microbiol*. 2014 May 16;5:222
17. Carbone et al. Herpes virus in Alzheimer's disease: relation to progression of the disease. *Neurobiol Aging*. 2014 Jan;35(1):122-9. Mancuso et al. Titers of herpes simplex virus type 1 antibodies positively correlate with grey matter volumes in Alzheimer's disease. *J Alzheimers Dis*. 2014;38(4):741-5. Lövheim et al. Herpes simplex infection and the risk of Alzheimer's disease-A nested case-control study. *Alzheimers Dement*. 2014 Oct 7. pii: S1552-5260(14)02770-8
18. Vasquez A. *Mitochondrial Nutrition and Endoplasmic Reticulum Stress in Primary Care, 2nd Edition*. CreateSpace Publishing, 2014. (ISBN: 1502952505)
19. Creasy et al. Thoracic and abdominal lymphatic pump techniques inhibit the growth of *S. pneumoniae* bacteria in the lungs of rats. *Lymphat Res Biol*. 2013 Sep;11(3):183-6. Hodge LM, Downey HF. Lymphatic pump treatment enhances the lymphatic and immune systems. *Exp Biol Med* (Maywood). 2011 Oct;236(10):1109-15. Noll et al. Adjunctive osteopathic manipulative treatment in the elderly hospitalized with pneumonia: a pilot study. *J Am Osteopath Assoc*. 1999 Mar;99(3):143-6, 151-2. Noll et al. Efficacy of osteopathic manipulation as an adjunctive treatment for hospitalized patients with pneumonia: a randomized controlled trial. *Osteopath Med Prim Care*. 2010 Mar 19;4:2. Knott et al. Increased lymphatic flow in the thoracic duct during manipulative intervention. *J Am Osteopath Assoc*. 2005 Oct;105(10):447-56